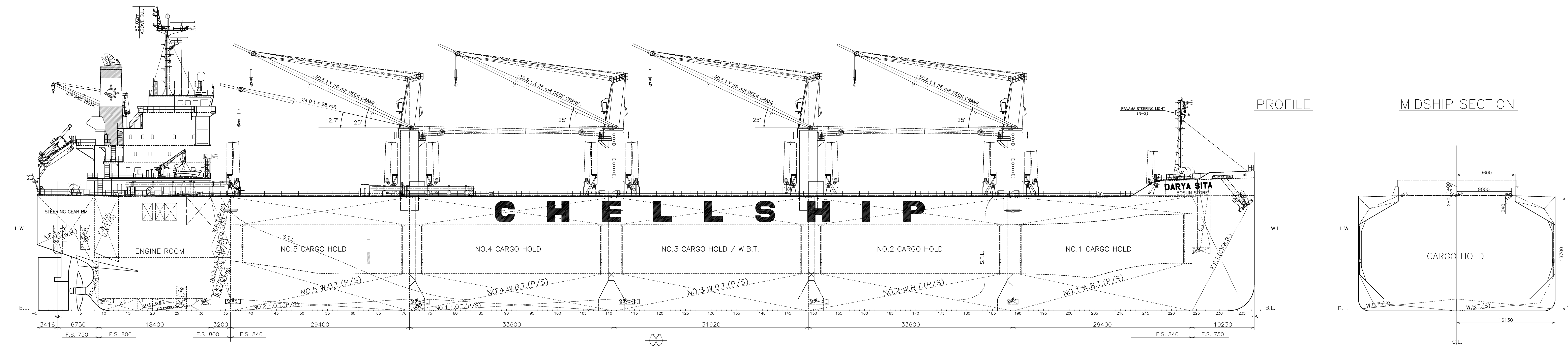


GENERAL ARRANGEMENT



A DECK

B DECK

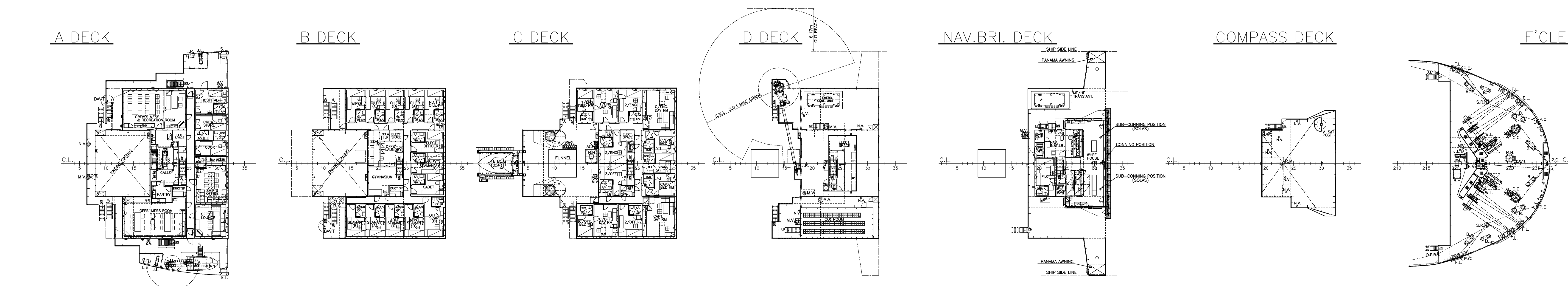
C DECK

D DECK

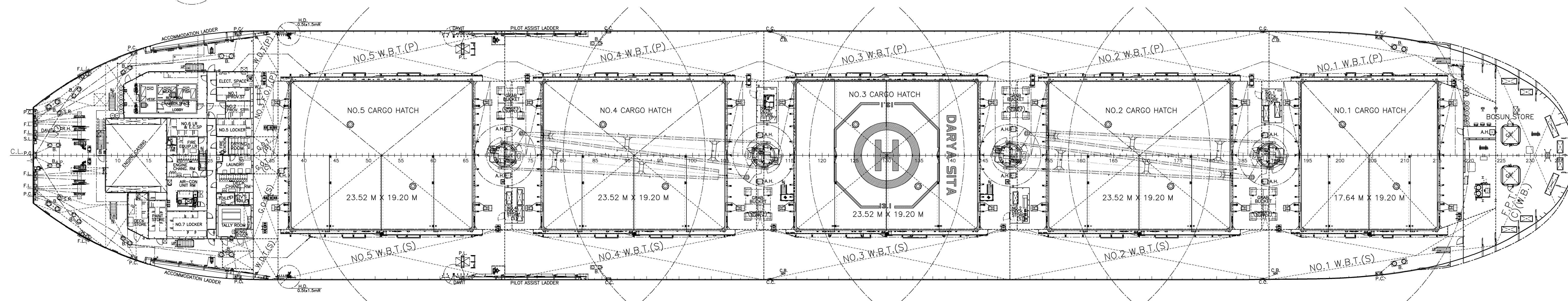
NAV. BRI. DECK

COMPASS DECK

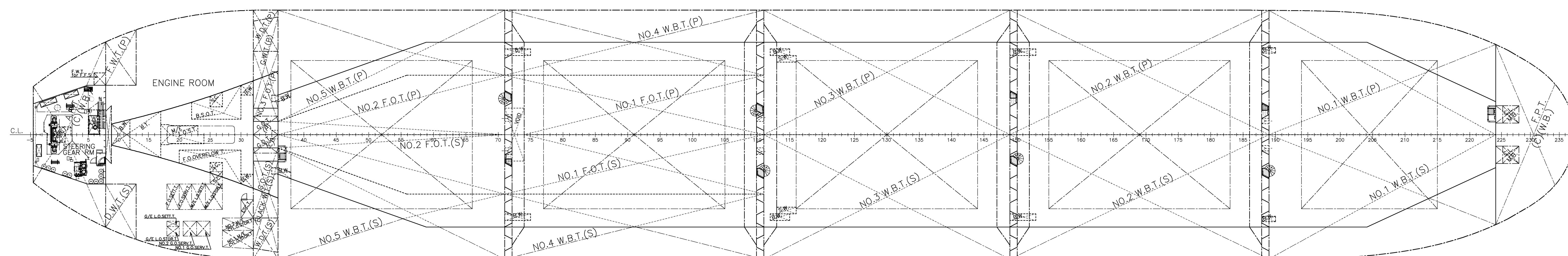
F'CLE DECK



UPPER DECK



TANK TOP



PRINCIPAL PARTICULARS

LENGTH (O.A.)	199.92 M
LENGTH (P.P.)	196.50 M
BREADTH (MLD)	32.26 M
DEPTH (MLD)	18.70 M
DRAFT (SUMMER EXT.)	13.023 M
DEADWEIGHT	61152 t
GROSS TONNAGE	35035
MAIN ENGINE	MITSUBISHI-MAN B&W 6S50ME-B9.5 X 1 SET
M.C.O.	7880 kW X 99.0 min ⁻¹
SERVICE SPEED	about 14.5 KNOTS
CLASSIFICATION	NK NS* (CSR, BC-A, BC-XII, GRAB20, EQ C DG, PSC-WBT, NC) (ESP) (IHM) (PSCM), MNS* (MO)
Descriptive Note : Strengthened for heavy cargoes loading where holds Nos. 2 and 4 may be empty	

This document (drawing) is the PROPERTY of SHIN KURUSHIMA DOCKYARD CO., LTD. and is confidential. In this connection, please kindly observe the following. It shall not be reproduced, copied, or used for any other purpose, nor communicated to any other person without our written permission.



DARYA SITA
SNO.5997

GENERAL ARRANGEMENT

— FINISHED PLAN —

LIST NO. C-3

IMO NO.	9790660	SHIN KURUSHIMA DOCKYARD CO., LTD. EHIME JAPAN ENGINEERING DIVISION			
GENERAL MANAGER	T. Akamatsu				
ASSIST. MANAGER	K. Shigemitsu				
MANAGER	K. Shigemitsu				
ASSIST. MANAGER	S. Nakatani				
STAFF	A. Ojuda	DATE	2019/6/20	DWG. NO.	C02-002-00
DRAWN	T. Tsuchiya	SCALE	1/250		